

Boise/Southwest Idaho Chapter News

Donna Aten, Coordinator
21484 Case Lane, Wilder, ID 83676
208 250-2119
E-mail: Southwest.ID@projectlinus.org
Website: www.LinusIdaho.org

Thank You! Thank You!

... to all the volunteers who make the blankets that help comfort a child in need - individuals, church groups, school classes, handicapped children, Girl Scouts, and quilt guilds.

... to the businesses and individuals who have contributed money and donated fabric and batting.

... to the quilt shops who allow us to have Blanket Days in their shops and serve as drop-off sites for donations.

**All of You
Are Appreciated!**

We Need Quilt Tops

In answer to the frequent phone calls and e-mails asking what we need:

We need quilt tops - you can also provide the backing if you would like. We have long-arm quilters in the area who have offered to quilt Linus quilts for us.

The long-arm quilting students at Quilt Expressions use our Project Linus quilts for practice. Since they load two quilts at a time on each machine, they need quilts that are no bigger than 45" x 54". If you are making two quilts, they need to be the same length. If you are providing the backing for the two quilts, it needs to be 98" x 62". You can sew two pieces of fabric together, or piece the back however you'd like. Try using larger sized scraps - they look great for backing.

(continued on page 4)

Boise/SW Idaho Project Linus Plans 9th Anniversary Event

Come join us for our Project Linus National Make a Blanket Day and our Chapter's 9th Anniversary Celebration on February 17, 10 am - 3 pm, at Robinson's Sewing Center, 572 Caldwell Blvd., Nampa. Call 466-7642 for directions to the store.

Bring your favorite finger food, appetizer, or dessert; soft drinks

and water will be furnished. If your last name starts with A through M, please bring a dessert; N - Z, please



bring an appetizer or finger foods. There will be goodie bags for everyone attending.

We will be working on

blankets for the kids, but if you just want to drop by to see what we're doing, eat some good food, and visit with other volunteers, we would love to have you. If you haven't been to a previous Blanket Day - that's ok - come anyway, you are welcome!

**Help us
Celebrate!
February 17, 2007
10 am - 3 pm**

Idaho Steelheads Fundraiser

We're really excited about our upcoming fundraiser at the Idaho Steelheads Games on March 10, 2007. Our fundraisers with the Steelheads the past two years were a huge success, so we're doing it again!

The Steelheads are donating some wonderful prizes for our raffle. First prize will be a Suite, which includes 12 game tickets and a hockey quilt. Second prize will be 4 game tickets and a hockey tote bag. Third

prize will be 2 game tickets and a hockey pillow. Project Linus volunteers will make the raffle quilt, tote bag & hockey pillow. We will be selling 'hockey' pillowcases sized for standard sized pillows, as well as raffle tickets for the hockey quilt.

The quilt isn't made yet, but it will have a Steelheads official game jersey on it - what hockey fan wouldn't love to have that quilt!?

If you have family or friends that are hockey

fans, why not buy a few raffle tickets? You'll be helping Project Linus raise the funds necessary to support our chapter and have a chance at some really neat prizes!

We need volunteers to help at the Steelheads game, so if you would like to see a hockey game and help Project Linus raise some needed funds, give me a call!



10,428

Children Have Received Blankets
from our Boise/Southwest Idaho Chapter





Project Linus Trivia

Project Linus was born on December 24, 1995.

Nationwide Project Linus has donated 1,806,791 blankets as of September 30, 2006. If 60% of them are fabric, that translates into over 3,000,000 yards of fabric. If 40% are afghans, that is over 5,500,000 skeins of yarn.

If each blanket is an average of 60" long, and we laid them end to end, they would stretch 9,033,955 feet or 1,717 miles. We could hang a clothesline from Boise to Chicago, or all the way across the Great Wall of China and halfway back. It's as far as climbing Mt. McKinley 444 times.

Project Linus delivers an average of 1,047 blankets per day, 365 days per year. That's up 108 blankets PER DAY from this time last year. That means about 44 blankets are delivered every hour of the day, or about 1 every 1.3 minutes.

It is estimated that there are 35,000 Project Linus volunteers in the United States. Estimated number of volunteers that make blankets for our Boise/SW Idaho chapter: 400 - 500.

Goodsearch.com - Earn Money for Project Linus

Use goodsearch.com for your internet search engine and you will automatically earn money for Project Linus! Just go to www.goodsearch.com and in the box under "Who do you Goodsearch for?" key in "Project Linus National Headquarters". Click on the "Verify" button, then start searching... that's all you need to do.

If all the volunteers in the Boise/Southwest Idaho chapter used Goodsearch twice a day, we could earn over \$2000 a year for Project Linus. This is a very painless way to donate!

If you have questions, give me a call.

"Our" Camps

Our Project Linus chapter has made blankets for summer camps since 1999 when we started making blankets for Royal Family Kids Camp (a camp for kids who are in foster care). In addition to Royal Family Kids Camp, our chapter now provides blankets for Camp Rainbow Gold (for kids who have cancer), Camp Hodia (for kids who are diabetic), and Camp Erin (a bereavement camp for children who have lost a loved one),

Project Linus Volunteer LaVera Basey makes labels for each of the camp blankets on her embroidery sewing machine. She embroiders the camp logo and a line that says "This blanket belongs to _____" with a space for the child's name on each blanket. This year LaVera made 110 special labels for the four camps.

We recently received this letter from Camp Erin:

"I'm writing this letter to send a warm, heartfelt thank you to the Boise/Southwest Idaho chapter of Project Linus for donating such lovely quilts to Camp Erin.

We aim to create a meaningful experience for every child who attends bereavement camp. Given your own experiences as a non-profit, you know that our ability to provide special touches to campers and to ensure an operationally sound organization is predicated in large part on the support that comes from the community. I was deeply touched by your willingness to help us out in the days leading up to camp. I would especially like to thank the volunteer(s) who designed and sewed the Camp Erin name tags on all the quilts - those quilts made by Project Linus as well as those made by other local organizations.

The campers loved their quilts! I'm sending along a few photographs of the bunk beds decorated with bears and blankets. As you will see, each child set up the sleeping in his/her own way. I hope you enjoy them.

On behalf of the children we serve, thank you for providing them comfort and helping them heal."

Sincerely,
Amy Zimerman
Executive Director

A Visit to Camp Rainbow Gold

Camp Rainbow Gold is held at Cathedral Pines Campground between Sun Valley and Stanley every summer for kids who have been diagnosed with cancer at some point in their lives. Every year for one week in August seventy-five kids from the age of 6 - 16 get to spend a week in the mountains having fun. Camp activities include horseback riding, swimming, music, crafts, campfires, fishing, hiking, field games, and mountain biking.

My husband and I had the opportunity to go to the Camp Open House last summer. Events included a talent show - performers were counselors and campers - all who were very talented and a barbecue with lots of wonderful food. The weather was beautiful and a real

treat after the hot weather we were having down here in the valley at that time.

This quote from a father of one of the campers sums it up: "It was the one week of the summer she wasn't a cancer person. She wasn't a patient. She wasn't in treatment. She was allowed to just be a kid."

We were amazed to find out that the counselors come from all over the United States. Some of them use their vacation time to come spend the week at camp with the kids.

Our Project Linus blankets that are donated to camp each year are given to the youngest campers.



Why We Make Blankets

I want to thank you and your volunteers for the most amazing gift. Who knew that a blanket could mean so much? My son Zachary was born on September 23, 2006 at 28 weeks gestation. He was 2 pounds 9 ounces at birth, and thankfully, has done extremely well during his stay in the NICU. After 7 weeks in the NICU, he is almost five pounds and, hopefully, we have only a few more weeks to go before he comes home.

A couple of weeks after his birth, I entered the NICU and found the most beautiful blanket on top of his isolette - shielding his sensitive eyes from the harsh halogen lights. Zachary's nurse had brought him a blanket from Project Linus. Once Zachary graduated from his isolette to a crib, his blanket is now used to keep him warm while he is sleeping. Lately, we've been using our blanket to cuddle after we have finished breastfeeding.

My husband and I are so truly touched by the generosity of your volunteers, not to mention the thoughtfulness of our nurse. This blanket will forever remind us of your kindness and care, and will continue to provide warmth and comfort for Zachary when he comes home.

Thank you again for sharing your wonderful skills with my son. I cannot wait until he is old enough to hear about it himself.

Stephanie

Last night my 14 month old son and I received your beautiful quilt during a very difficult evening in the hospital emergency pediatric ward. I have never been on the receiving end of this kind of selfless love manifested as art.

I am an artist and art teacher. I've talked to my students in the past about the healing power of art. Now I feel like I've truly experienced it in a time of real need. My son had been fighting a fever for 2 days. Last night at close to 10 pm, it spiked to 105 degrees after having had Tylenol. He was very listless.

We took him to the ER. Because he's an infant and can't say what hurts, they had no choice but to test him for all kinds of things. After failing to insert an IV in either arm and hand, they got one into his foot. This was after 4 hours of waiting and receiving other very uncomfortable exams and a catheter. I could not hold back tears as he screamed with absolute fear, freezing his beautiful face. The nurses left for a while and I bundled him in the too-small blanket from home. He managed to quietly push the IV out of the top of one foot with the other. Blood spilled to the floor and SOAKED the edges of his blanket (they'd found a great vein.) The nurses rushed in to fix him up.

Then a woman came in holding a gorgeous quilt. "Here," she said, "this is his to take home." I was BREATHLESS. The beautiful golds and greens and dusky plums and blues wrapped him snug in my arms. To receive such an unconditional gift in a moment like that - to know people out there still care that much (in our world of terrible evening news stories)...Well, I almost started crying all over again. The quilt you made is a healing gift that we will TREASURE. I will tell many people about Project Linus. Keep doing your good and beautiful work - it IS reaching and healing others. With deep gratitude, (P.S. His fever broke by 5 am. They could find no real cause. He is resting now with me at home).

From a thankful Mom

Just got back from Royal Family Kids' Camp. WOW! What a week! It's so fun to watch the kids as they anticipate getting a blanket. The returning kids tell them that they will get a special blanket that night. So-o-o it was 95 degrees and we were handing out blankets!! But they wrapped up in them and enjoyed them anyway! We had one girl who had prayed for a pink blanket. Guess what she got. Yep, pink. We didn't know.

Another girl was scared of bugs—she got a lady bug quilt and we worried that she wouldn't like it because of the bug fear. (We didn't know when her blanket was selected.) By the end of the week, she was CATCHING bugs for a bug box and enjoying her blanket.

The kids were delighted with their blankets—lots of smiles. At breakfast, a number of them had their blankets. AND there were blankets that showed up from previous years as their campers returned for another year of camp. The kids talked about how much they love their blankets and take them when they have to move.

One little boy I'll call Freddy had just left an adoptive placement (it wasn't finalized) in what we term a "failed adoption." He was afraid of everything and so very sad. My heart ached for him. The second night he went to bed more easily, all wrapped in the comfort of his new blanket. So sweet. Thanks to you and all those who make these treasured blankets for kids.

Marilyn Tucker
Idaho Royal Family Kids Camp

In November, all Project Linus chapters received a request for blankets for Fort Richardson, Anchorage, Alaska. Many soldiers were deployed from there on very short notice and left behind wives and 1200 children. Our chapter sent 6 blankets. With all the chapters that participated they did receive enough blankets for all the kids.

I just received this note from the coordinator that put this all together.

" I knew you would love hearing this. One of the blankets you sent to Alaska was one that had little dogs with paw prints on it. One of the little girls in the children's choir at the Base Chapel saw that blanket and said, "Oh, I just love that, I wish I could get that one." The Chaplain gave it to her! This little girl's mother had just left two days before to go to Iraq."

Barb McLean
North Idaho PL Coordinator



To love what you do and feel that it matters - how could anything be more fun!



A Little Chapter History

Our first Blanket Day was on February 21, 1998, at Robinson's Sewing Centers Emmett store with nine people attending. That first year we only delivered 91 blankets the entire year. Now, we deliver approximately 100 blankets every month to just one hospital. In 2006, 2,573 children received blankets from our Boise/SW Idaho chapter.

At our Blanket Day on February 21, 2000, we had sixteen volunteers attending including a 92 year old lady and a 9 year old girl.

At the next Blanket Day, the 92 year old lady called to apologize because she wouldn't be there. The reason? Her three sons were in town to help her celebrate her 93rd birthday!

Nine years later, we have approximately 400 - 500 volunteers making blankets - this number includes individuals, Girl Scouts, church youth and adult groups, school groups, quilt guilds, and attendees at Make A Blanket Days.



E-Mail Newsletters

In order to save time and money, we are trying to send out as many newsletters as possible by e-mail.

If you received this newsletter in the mail and if you have a working e-mail address that you check fairly often, please send your e-mail address to Southwest.Id@projectlinus.org - put Project Linus newsletter in the subject line, please.

If you don't have email, and could bring just 5 new first-class postage stamps to Blanket Days, that would take care of mailing newsletters.

Blanket Guidelines

Suggested Blanket Sizes (approximate)

Baby - 30" x 30" or 36"

Child - 40" x 60"

Teen - 45" x 72"

We continue to have a greater need for larger child and teen sized blankets and we never have enough "boy" blankets.

Please check your blankets carefully for pins before donating them. It's much better that you find that pin than the child who receives your blanket.

If you are crocheting or knitting baby blankets, please use soft baby yarn.

Visit our website www.LinusIdaho.org for additional blanket guidelines, patterns, ideas for making fleece blankets and our Wish List.

Fleece Blankets Suggestions

We recently received some very nice double layer fleece blankets that had the edges finished with a wavy edge rotary blade. Cut the top layer one inch smaller all the way around - wavy edge both the top and the bottom & then stitch the top to the bottom using a wavy stitch if you have that stitch on your sewing machine - straight stitch will work, too. This makes a very attractive blanket.

You don't have to knot fringe - a neat plain fringe looks very nice without knotting. We actually prefer that the fringe NOT be knotted unless it can be done very neatly.

Do not cut the fringe any longer than 2" - 4" long. Longer fringe tangles and the longer you make the fringe the less blanket there is for snuggling. Be sure that all fringe is cut the same width and length.

If you finish the edges of a fleece blanket with blanket stitch, please don't make the stitches so big that little fingers and toes can get caught in the stitches.

Blanket Drop Off Locations

Blankets and other donations may be dropped off at:

Robison's Sewing Center
572 Caldwell Blvd, Nampa
466-7642

Marilynn's Pickets & Patchwork,
Nyssa
541 372-5336

Idaho Sewing and Vacuum
4500A Overland Road, Boise
338-0144

2 Sisters Quilting Shoppe
850 West Franklin, Meridian
887-4707

Quilt Expressions
9165 Chinden Blvd, # 102, Garden City
338-8933

Fons & Porter's *Love of Quilting*TM Magazine

Subscribe to or renew Fons & Porter's *Love of Quilting*TM magazine and help Project Linus at the same time. A one year subscription is \$20 - \$5 of that will go to our Project Linus chapter

You must subscribe through Boise/Southwest Idaho chapter for Project Linus to receive the \$5. Just send me a check for \$20 made out to Project Linus and you will start receiving your magazine soon. Be sure and indicate whether this is a new or renewal subscription.

We Need Quilt Tops

(continued from Page 1)

Other long-arm quilters in the area don't have the size requirements that Quilt Expressions has. See blanket sizes under Blanket Guidelines above for approximate blanket sizes. If you have backing fabric, it should be at least 4" bigger, length and width, than the top.

We really appreciate the long-arm quilters offering to help Project Linus. Now, we just need to be sure we have quilt tops to keep them busy!



T-Shirt Block for Teenagers (or any age kid!)

This pattern reproduced with the permission of Mary Mashuta for Project Linus, Boise/Southwest Idaho

Fabric choice: Bold bright colors geometric designs, or solid colors to represent football team colors would be a good choice. Even girls don't always like flowery or fussy fabrics. A dark background fabric works best.

		12" block	16" block
Fabric 1 - T-shirt	A1. 1 piece	8½" x 11½"	10½" x 14½"
Or optional V-Neck	A2. 2 pieces	4½" x 11½"	5½" x 14½"
	B. 2 pieces	2" x 3½"	2½" x 4½"
Fabric 2 - Background	C. 2 pieces	1" x 3½"	1½" x 4½"
	D. 2 pieces	1" x 12½"	1½" x 16½"
	E. 2 pieces	2½" x 8½"	3½" x 10½"
	F. 1 piece	2½" x 5"	3" x 6"

All measurements include ¼" seam allowance.

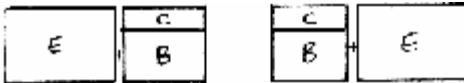
If you want a round neck, trace template onto fusible web. Iron onto piece F & cut out. Then iron onto piece A1 in the middle of the shortest edge.

If you want to make v-necks, join 2 - A2 (body pieces) leaving the top 2" open. These are then folded under in to a V - place F behind neckline & top stitch along folds. Or, you can cut 1 A 1 - press crease down center, cut 2" down the crease from the top & fold back for the neckline, top stitch along folds.

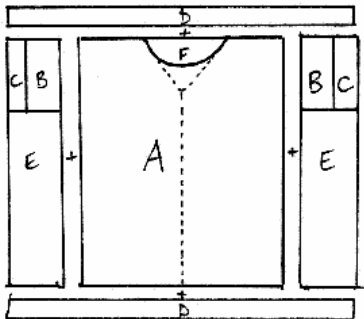
1. Stitch B to C. Make 2 as shown.



2. Stitch E to B/C. Make 2. Be sure you have 1 right and 1 left hand.



3. Stitch B/C/E to A.



4. Stitch D to top and bottom as shown in above diagram.

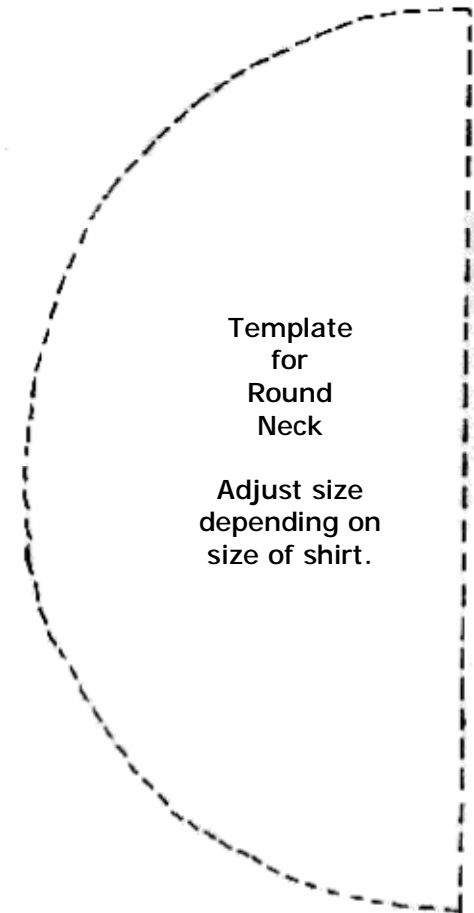
Notes & Suggestions:

Make fewer t-shirt blocks and alternate with contrasting blocks.

Nine (9) 12" blocks (4 across, 5 down) will make a 48" x 60" quilt.

Seven (7) 16" blocks (3 across, 4 down) will make a 48" x 64" quilt.

Quilt around the T-shirts and in the ditch between each block.



Make A Blanket Days

All Make a Blanket Days are from
10 am - 3 pm

Robinson's Sewing Center
572 Caldwell Blvd, Nampa
February 17, 2007

Robinsons Sewing Center
116 East Main, Emmett
January 27, 2007
March 31, 2007

Marilynn's Pickets & Patchwork,
Nyssa
(Order lunch at the Koffee Korner in
the front corner of Marilyn's)
January 12, 2007
March 9, 2007
May 11, 2007
July 13, 2007
September 14, 2007
November 9, 2007

Idaho Sewing & Vacuum
4500A Overland Rd, Boise
(Bring a Sack Lunch)
January 20, 2007
March 24, 2007



Other Events

Serve Idaho
February 26, 2007

Idaho Steelheads Fundraiser
March 10, 2007
Qwest Arena, Boise

Idaho PieceMakerS Quilt Show
Kuna, Idaho
August 4 & 5, 2007

There will be additional Blanket Days
and Events throughout the year.
These are the dates that have
been confirmed.

Please check our website
www.LinusIdaho.org
for a complete listing of
Blanket Days & Events

Volunteers Needed!

If you can help at any of these events,
please give me a call.

We will need people to help sell raffle
tickets at the Steelheads game.

Volunteers to help make quilt tops are
always needed at the
Idaho PieceMakerS Quilt Show.

Volunteers Are Very Important People!

Late Breaking News from Project Linus National Headquarters!

I just received this email from
our National Office.

"I have some exciting news to share.
Project Linus is scheduled to be featured
on NBC's Nightly News with
Brian Williams on Friday January 19, 2007.

When I spoke to the producer earlier today,
it was still scheduled.

Of course, we know that last minute
changes are made, but we should know for sure
later in the week. Be sure to tune in!"

Carol Babbitt
Project Linus National President